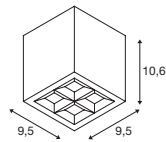




S-CUBE CL



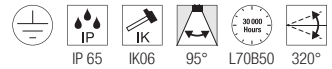
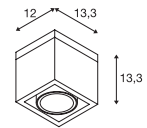
220-240V ~50/60Hz | 350mA
Systemleistung: 15W
Material: Aluminium



Down 1000lm | 2700K | 1200lm | 3000K

| Variante | Art.Nr. | EUR |
|-------------|---------|----------|
| ● anthrazit | 1007461 | ● 134,00 |

ESKINA FRAME CL, single



220-240V ~50/60Hz | 350mA
Systemleistung: 15W
Material: Aluminium / Glas



Down 1100lm | 3000K | 1200lm | 4000K

| Variante | Art.Nr. | EUR |
|-------------|---------|--------|
| ● anthrazit | 1006316 | 183,00 |