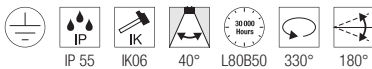
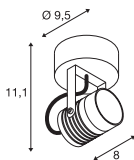




### LED SPOT SP



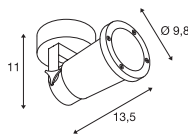
100-240V ~50/60Hz | 240mA  
Systemleistung: 6W  
Material: Aluminium / Glas



Down 400lm | 3000K

Variante	Art.Nr.	EUR
● anthrazit	1004649	72,00
● rost	1004957	72,00

### NAUTILUS WL QPAR51



220-240V ~50/60Hz  
Material: Aluminium



Socket: 1xGU10 max. Ø: 5.1 cm L: 8.3 cm

Variante	Art.Nr.	EUR
● schwarz	1002867	49,00



LED GU10 51mm | 6W | 38°  
2700K | 450lm | EEK=F  
6kWh/1000h

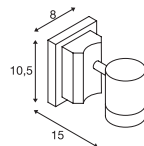


Art. Nr.: 1005077 | 7,50 EUR



Artikel	Art.Nr.	EUR
NAUTILUS   Montageplatte		
● schwarz	1002884	5,40

### MYRA CW, single, QPAR51



220-240V ~50/60Hz  
Material: Aluminium / Glas



Socket: 1xGU10 max. Ø: 5.1 cm L: 5.7 cm

Variante	Art.Nr.	EUR
● anthrazit	233105	89,00
● grau	233104	89,00



LED GU10 51mm | 6W | 38°  
2700K | 450lm | EEK=F  
6kWh/1000h



Art. Nr.: 1005077 | 7,50 EUR



Artikel	Art.Nr.	EUR
Aufbaumontage Rahmen		
● anthrazit	233215	21,75
● grau	233214	21,75