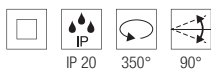
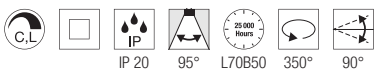
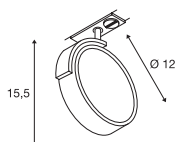
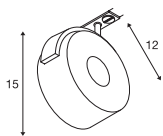


KALU TRACK  
1Ph., PHASE

KALU TRACK  
1Ph., QPAR111



220-240V ~50/60Hz  
Systemleistung: 13W  
Material: Aluminium

220-240V ~50/60Hz  
Material: Aluminium / Kunststoff



Down 970lm | 3000K



Socket: 1xGU10

Variante	Art.Nr.	EUR
● schwarz	1002854	206,00
○ weiß	143731	206,00

Variante	Art.Nr.	EUR
● schwarz	143540	75,00
○ weiß	143541	75,00
● grau	143544	75,00



QPAR111 | 12.5W | 10°  
3000K | 950lm | EEK=F  
13kWh/1000h



Art. Nr.: 1005278 | 55,00 EUR

