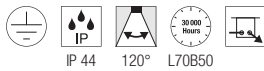
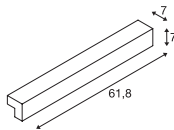




L-LINE 60
WL



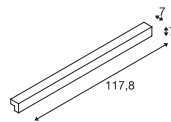
220-240V ~50/60Hz | 350mA
Systemleistung: 10W
Material: Aluminium / Polycarbonat (PC)



Down 820lm | 3000K

Variante	Art.Nr.	EUR
<input type="radio"/> weiß	1001299	239,00
<input type="radio"/> silber	1001300	239,00

L-LINE 120
WL



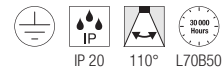
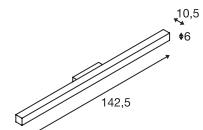
220-240V ~50/60Hz | 350mA
Systemleistung: 18.5W
Material: Aluminium / Polycarbonat (PC)



Down 1650lm | 3000K

Variante	Art.Nr.	EUR
<input type="radio"/> weiß	1001303	330,00
<input type="radio"/> silber	1001304	330,00

Q-LINE®
WL



220-240V ~50/60Hz | 700mA
Systemleistung: 45W
Material: Aluminium / Acryl



Down 3800lm | 3000K

Variante	Art.Nr.	EUR
<input checked="" type="radio"/> schwarz	1000669	464,00
<input type="radio"/> weiß	1000668	464,00
<input type="radio"/> grau	1000670	464,00