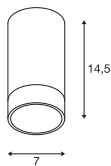




ASTINA
CL, QPAR51



220-240V ~50/60Hz
Material: Aluminium



Socket: 1xGU10

Variante	Art.Nr.	EUR
● schwarz	1002936	88,00
○ weiß	1002934	88,00

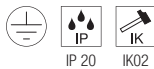
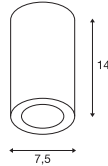


LED GU10 51mm | 6W | 38°
2700K | 450lm | EEK=F
6kWh/1000h



Art. Nr.: 1005075 | 7,50 EUR

NAGY 75
CL, QPAR51



220-240V ~50/60Hz
Material: Gips



Socket: 1xGU10

Variante	Art.Nr.	EUR
○ weiß	1002965	57,00

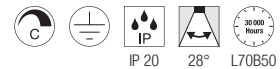
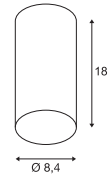


LED GU10 51mm | 6W | 36°
2200-2700K | 360lm | EEK=G
6kWh/1000h



Art. Nr.: 1005273 | 9,99 EUR

ANELA
CL, PHASE



220-240V ~50/60Hz | 500mA
Systemleistung: 10W
Material: Aluminium



Down 220lm | 3000K | 750lm | 3000K

Variante	Art.Nr.	EUR
● schwarz	1000807	156,00
○ weiß	1000808	156,00



Artikel	Art.Nr.	EUR
Reflektor 28°		
● schwarz	1000811	19,75
○ weiß	1000812	19,75
● gold	1000809	19,75
● grau	1000810	19,75