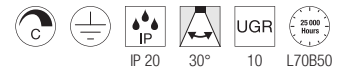
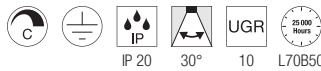
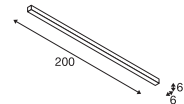
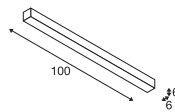




Q-LINE®
CL, 1m, BAP, PHASE

Q-LINE®
CL, 2m, BAP, PHASE



220-240V ~50/60Hz | 900mA
Systemleistung: 46W
Material: Aluminium / Kunststoff

220-240V ~50/60Hz | 900mA
Systemleistung: 93W
Material: Aluminium / Kunststoff



Down 2100lm | 3000K
2300lm | 4000K

Down 4200lm | 3000K
4600lm | 4000K

Variante	Art.Nr.	EUR
● schwarz		
2100lm 3000K	1000686	464,00
○ weiß		
2100lm 3000K	1000685	464,00
● schwarz		
2300lm 4000K	1000689	464,00
○ weiß		
2300lm 4000K	1000688	464,00

Variante	Art.Nr.	EUR
● schwarz		
4200lm 3000K	1000692	696,00
○ weiß		
4200lm 3000K	1000691	696,00
● schwarz		
4600lm 4000K	1000695	696,00
○ weiß		
4600lm 4000K	1000694	696,00