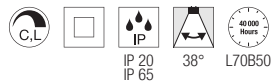
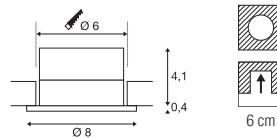




1002098 244

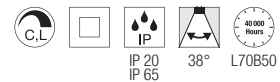
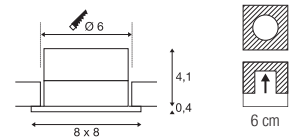
PATTA-I
EL, rund, PHASE



220-240V ~50/60Hz | 500mA
Systemleistung: 11W
Material: Aluminium / Glas


- Clipfedern
- Materialstärke Einbaufäche: 25 mm max.

PATTA-I
EL, quadratisch, PHASE



220-240V ~50/60Hz | 500mA
Systemleistung: 11W
Material: Aluminium / Glas

- Clipfedern
- Materialstärke Einbaufäche: 25 mm max.



114431 245



Down 910lm | 3000K

Variante	Art.Nr.	EUR
● schwarz	114420	86,00
○ weiß	114421	86,00
● aluminium	114426	90,00



Down 910lm | 3000K

Variante	Art.Nr.	EUR
● schwarz	114430	86,00
○ weiß	114431	86,00
● aluminium	114436	90,00